

UNKNOWN KNOWNS

Empirically testing the media narrative

Anuraag Saxena, Shashank Bhavaraju, Vinayakan Aiyer & Ravi Jha



What are we testing

CATEGORIES



CRIME DATA



SUSTAINABILITY DATA

HYPOTHESIS

India is the “crime-capital” of the world?

The Western world leads the way on sustainability

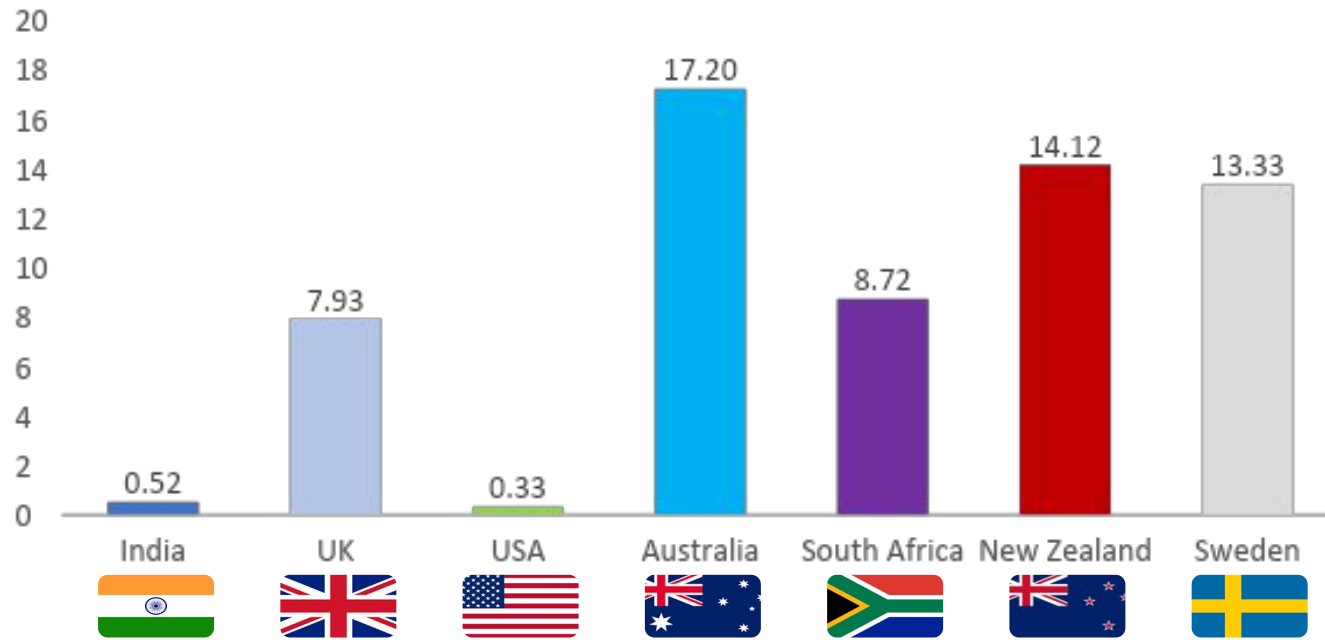


CRIME DATA

Comparison of per-capita crimes that are proved to be committed in a year

SEXUAL ABUSE

Australia has highest sexual abuse rate



Sexual abuses per 100,000 people

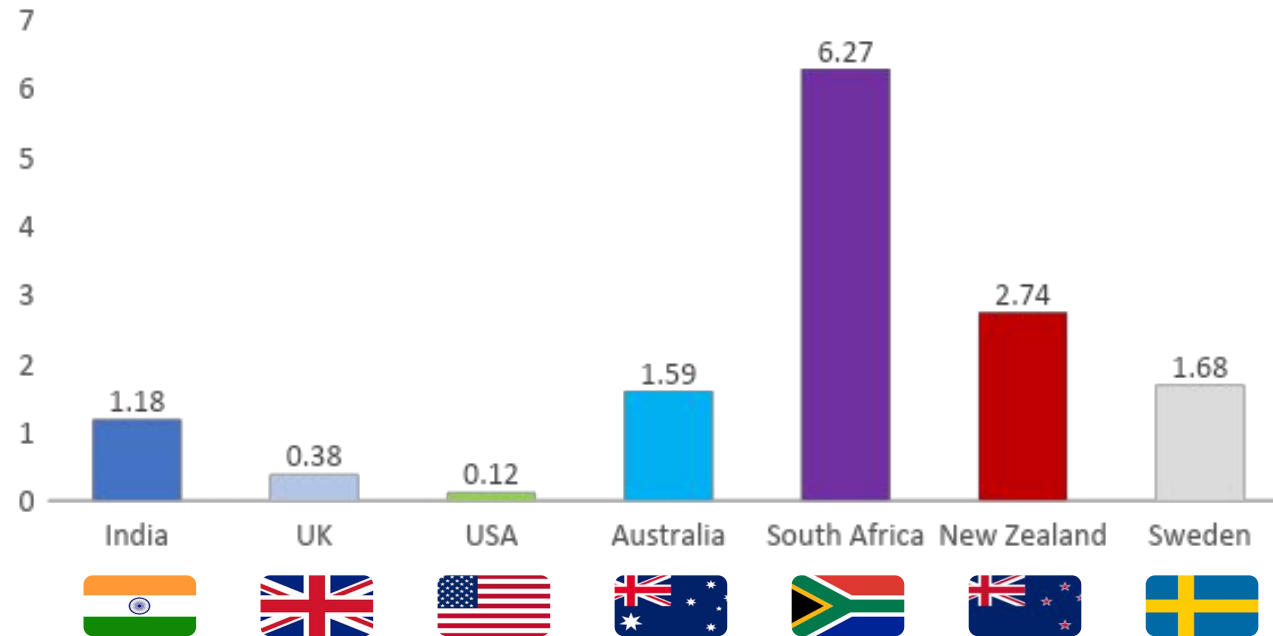
OBSERVATIONS

- Sweden and New Zealand are a close second
- USA and India are among the safest when it comes to Sexual Abuse rates
- 55 of the 6,217 Rape convicts in India are Women

Sources: India: National Crime Records Bureau 2017 | UK: UK institute of statistics Apr'18 – Mar'19 | USA: Dept of justice 2018 | Sweden: Swedish National Council for Crime Prevention 2018 | Australia: Department of Statistics Australia 2018 | New Zealand: Department of Statistics 2018 | South Africa: Department of Statistics 2018

HOMICIDE

USA has the lowest homicide rate among peers



Homicides per 100,000 people

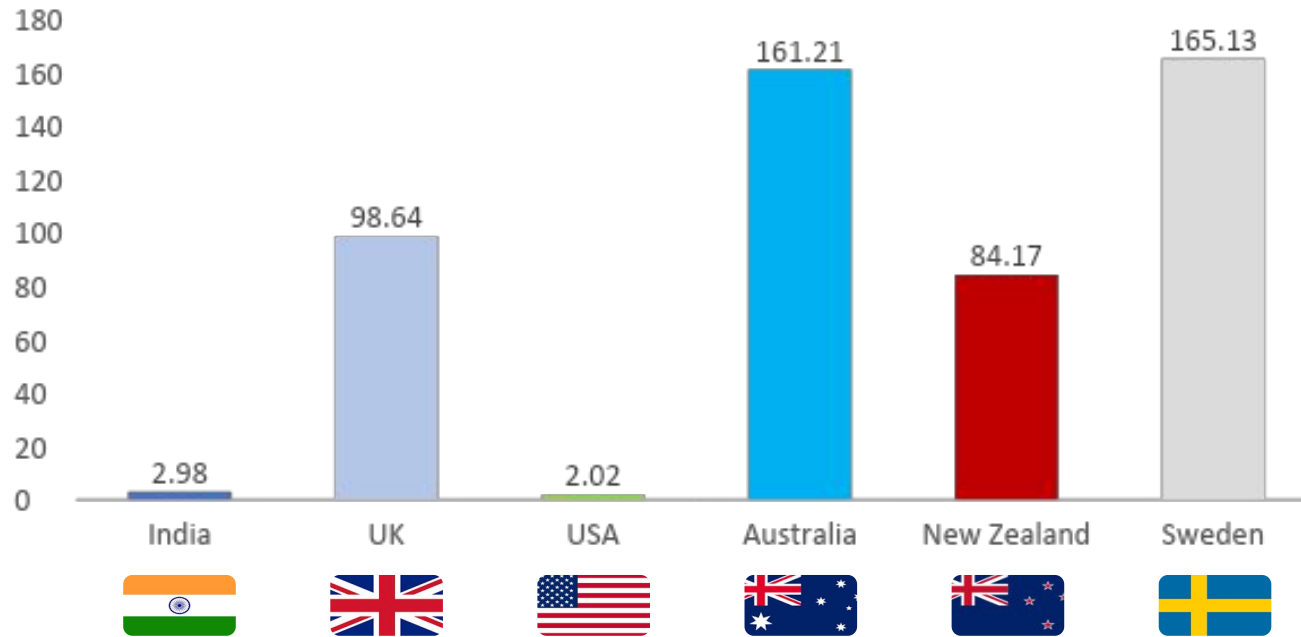
OBSERVATIONS

- Homicides includes murder and manslaughter
- South Africa is among the most dangerous when it comes to life security
- Along with USA, UK is can be considered quite safe
- Australia, India, and Sweden can be considered to be at similar levels of life security

Sources: India: National Crime Records Bureau 2017 | UK: UK institute of statistics Apr'18 – Mar'19 | USA: Dept of justice 2018 | Sweden: Swedish National Council for Crime Prevention 2018 | Australia: Department of Statistics Australia 2018 | New Zealand: Department of Statistics 2018 | South Africa: Department of Statistics 2018

THEFT

Australia and Sweden have a theft rate of 80x the rate in USA and India



Thefts per 100,000 people

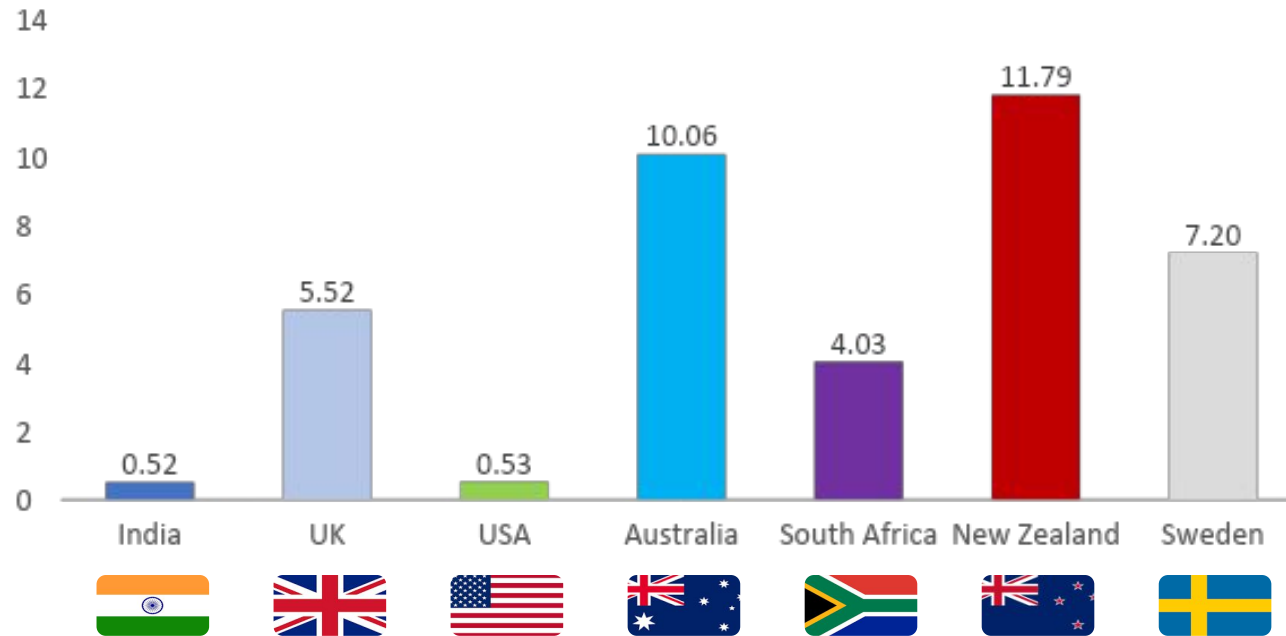
OBSERVATIONS

- USA, India can be considered safe with respect to theft
- UK and New Zealand can be considered to be at similar levels of likelihood of theft

Sources: India: National Crime Records Bureau 2017 | UK: UK institute of statistics Apr'18 – Mar'19 | USA: Dept of justice 2018 | Sweden: Swedish National Council for Crime Prevention 2018 | Australia: Department of Statistics Australia 2018 | New Zealand: Department of Statistics 2018 | South Africa: Department of Statistics 2018

ROBBERY

USA and India have the lowest crime rate in terms of robbery



Robberies per 100,000 people

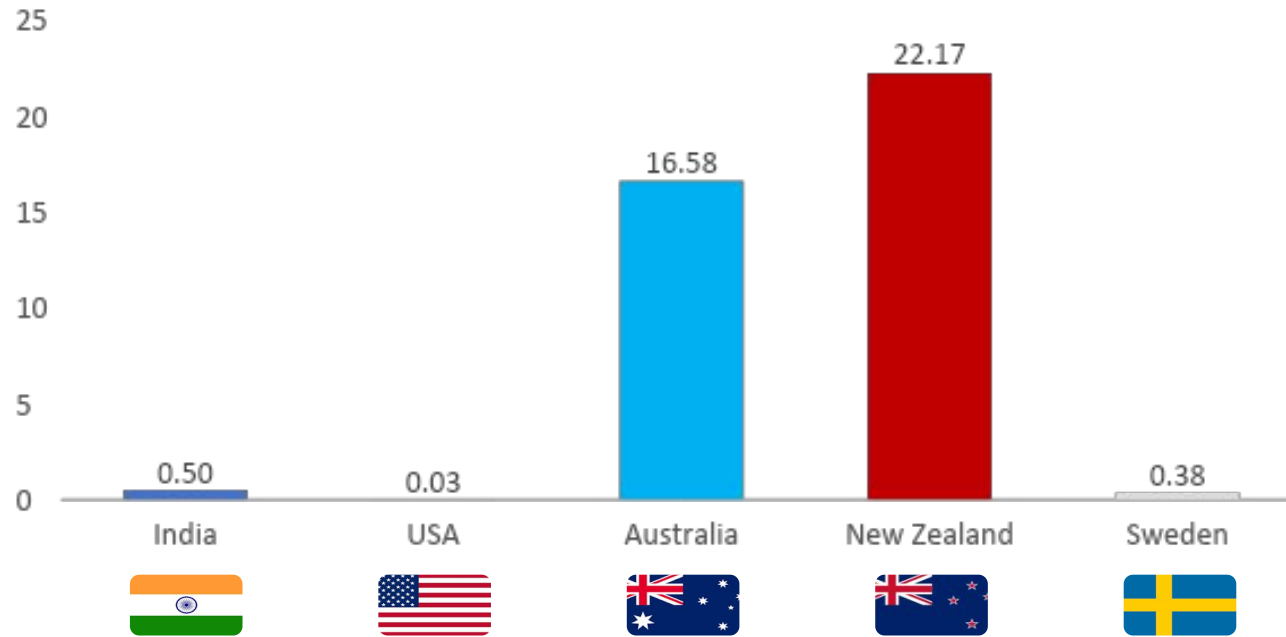
OBSERVATIONS

- Australia and New Zealand are among the most unsafe in regards to Robbery
- UK and Sweden can be considered to be of similar levels of robbery rate

Sources: India: National Crime Records Bureau 2017 | UK: UK institute of statistics Apr'18 – Mar'19 | USA: Dept of justice 2018 | Sweden: Swedish National Council for Crime Prevention 2018 | Australia: Department of Statistics Australia 2018 | New Zealand: Department of Statistics 2018 | South Africa: Department of Statistics 2018

ABDUCTION

New Zealand has the highest rate of abduction, followed closely by Australia



Abductions per 100,000 people

OBSERVATIONS

- USA has the lowest Abduction Rate among peers
- In India, Kidnapping and Abduction of Women to compel her for marriage is 3,127 out of 6,740 convicts (46%)

Sources: India: National Crime Records Bureau 2017 | UK: UK institute of statistics Apr'18 – Mar'19 | USA: Dept of justice 2018 | Sweden: Swedish National Council for Crime Prevention 2018 | Australia: Department of Statistics Australia 2018 | New Zealand: Department of Statistics 2018 | South Africa: Department of Statistics 2018

SUMMARY

CRIME DATA



Sexual Abuse Rate : Australia has highest sexual abuse rate



Homicide Rate : USA has the lowest Homicide rate among peers




Robbery Rate : USA and India have the lowest crime rate in terms of robbery



Theft Rate : Australia and Sweden have a theft rate that is 80x of that in USA and India



Abduction Rate : New Zealand has the highest rate of abduction, followed by Australia

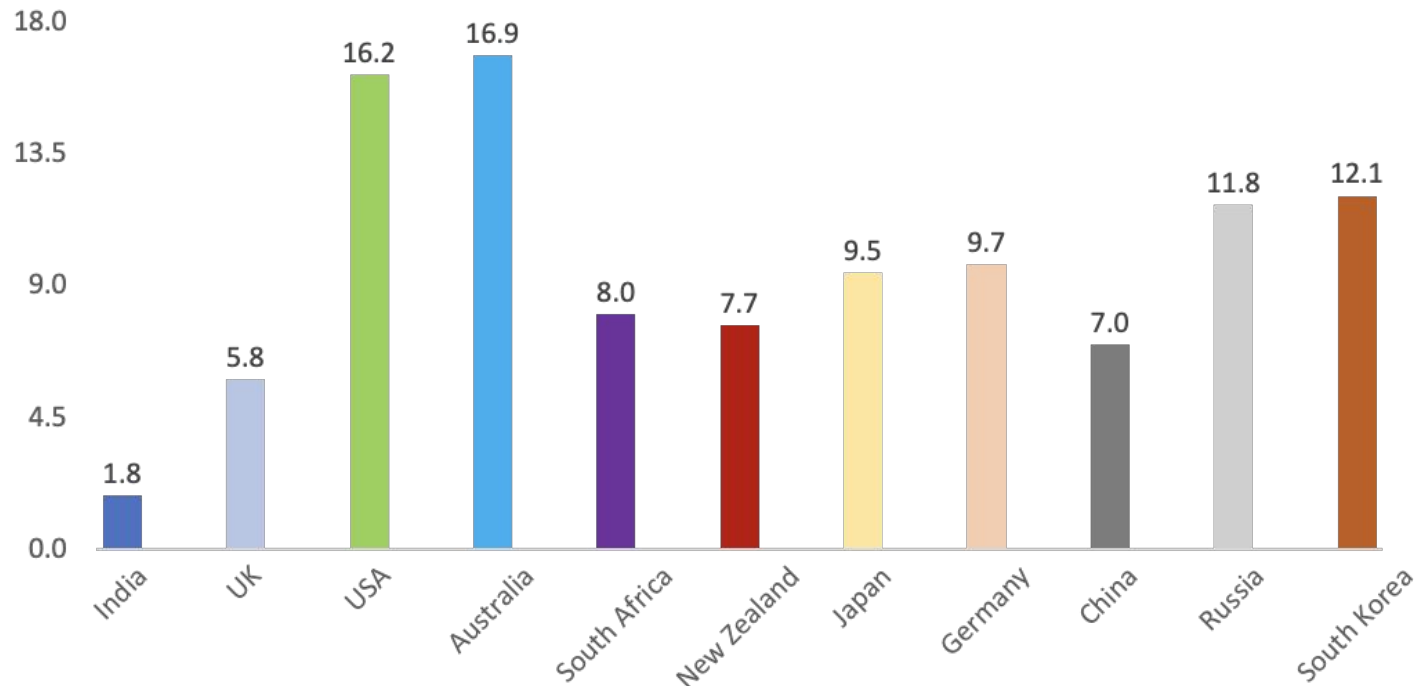


SUSTAINABILITY DATA

Comparison of how naturally “woke” countries are

CO₂ EMISSION

India is the lowest among peers in CO₂ emissions per Capita



CO₂ emissions rate (Tonnes per Capita) in 2017

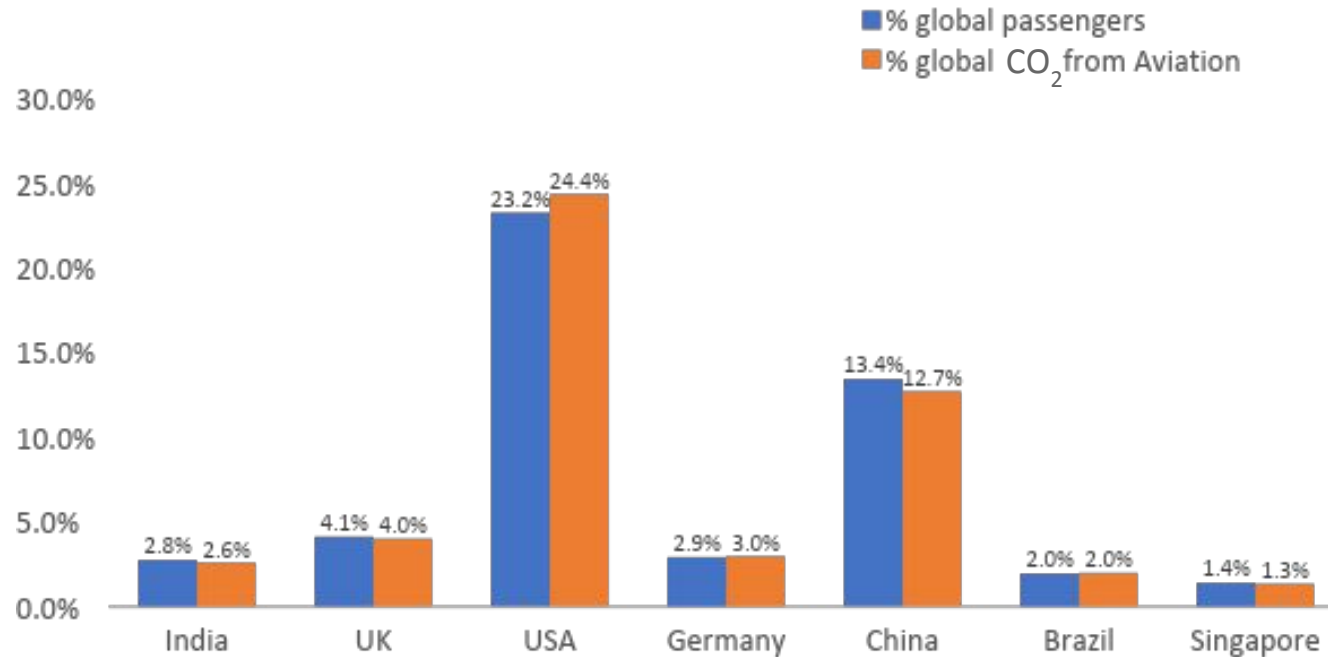
OBSERVATIONS

- Australia/USA have 8 times the emission rate in India
- The global average for CO₂ emission rate for 194 countries in 2017 was 4.7 Tonnes per Capita
- Of the 194 countries, 13 have an average CO₂ emission in excess of 15 tonnes per Capita

Sources: OWID based on the Global Carbon Project; Carbon Dioxide Information Analysis Centre (CDIAC); Gapminder and UN population estimates

CO₂ EMISSION - COMMERCIAL AVIATION

India is the lowest among peers in CO₂ emissions per Capita



CO₂ emissions rate (Tonnes per Capita) in 2018

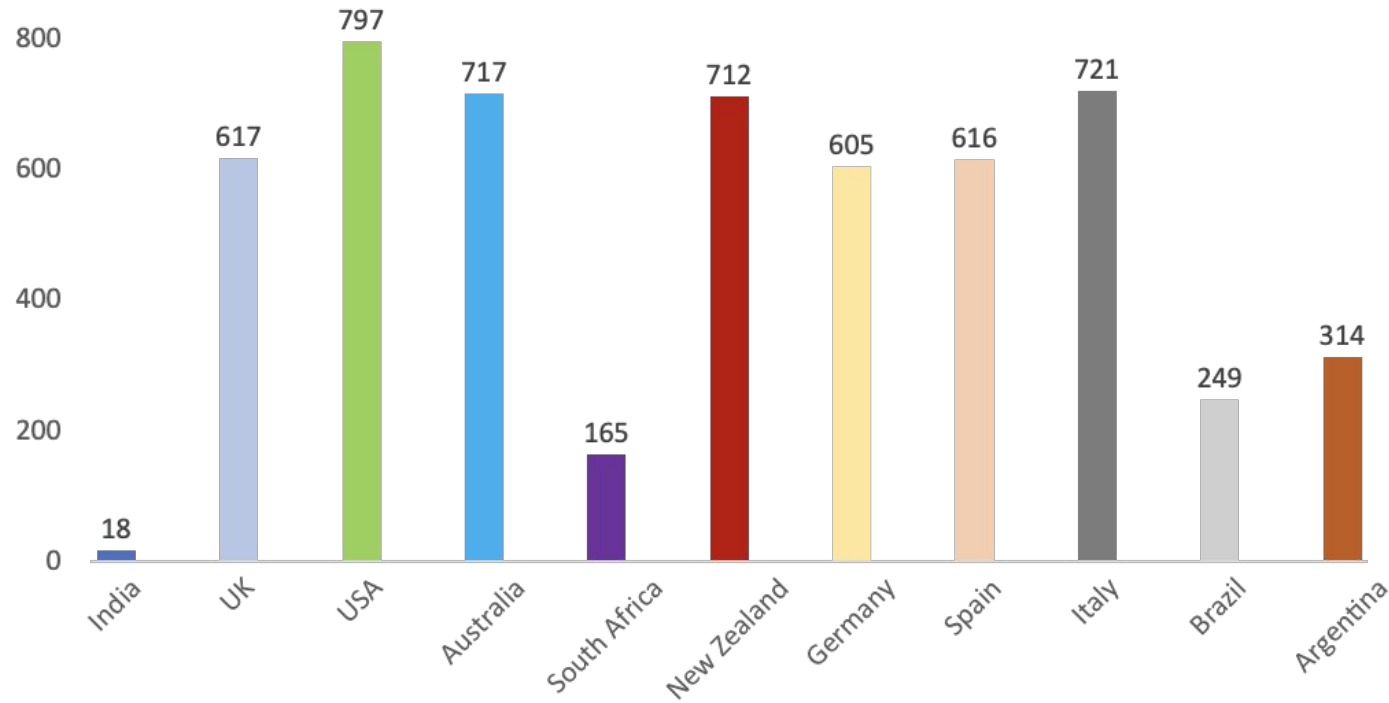
Sources: International Council on Clean Transportation

OBSERVATIONS

- EU accounts for 19.7% of global passengers and 19% of Global CO₂ emissions
- Of the 105 countries, only USA has ‘% global CO₂ contribution’ greater than the ‘% global passengers’ by more than 1 percentage point
- Singapore despite a low population has high traffic leading to higher contribution to global CO₂ emissions

MOTORIZATION RATE

India has among the lowest motorization rates compared to peers



Motorisation rate (Vehicles per 1,000 inhabitants) in 2014

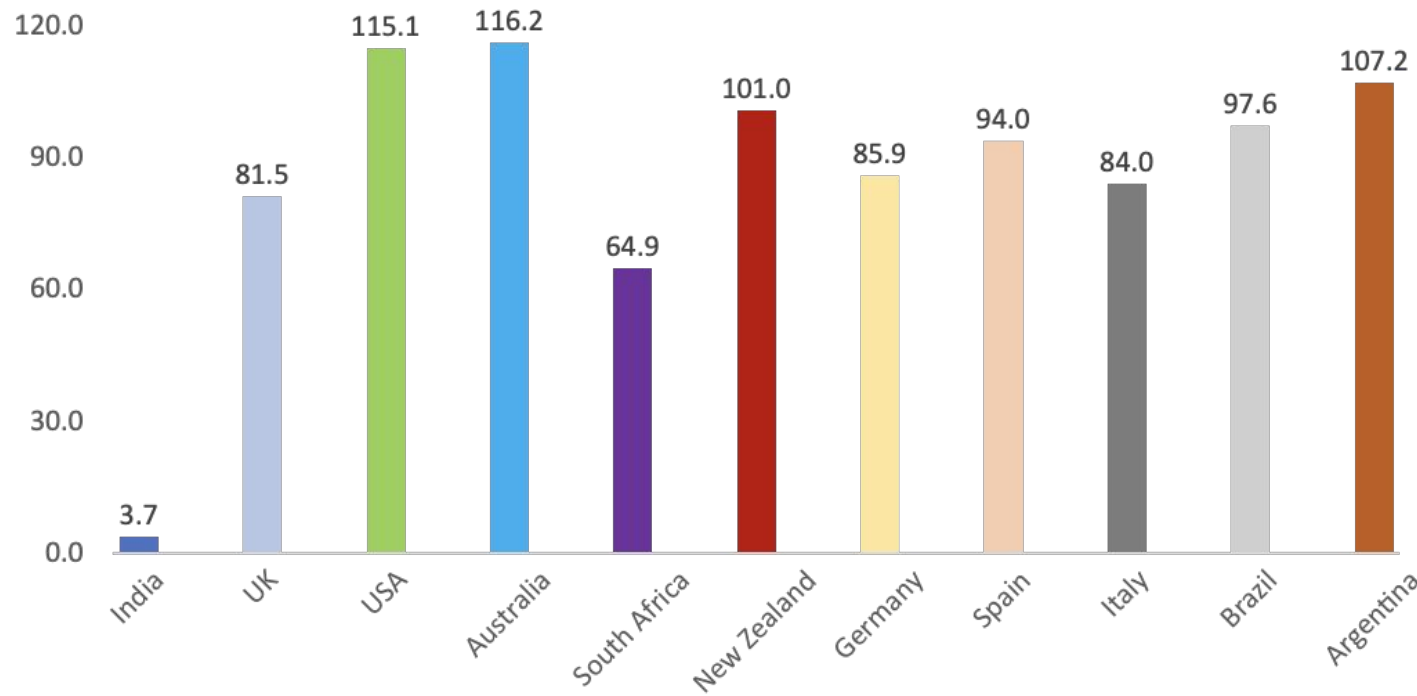
OBSERVATIONS

- In 2017, EU has an motorization rate of 602; within EU Luxembourg being the highest at 750 and Romania the lowest at 362
- In 2014, Out of 190 countries 36 have less than 20 vehicles per 1000 people
- In 2014, Out of 190 countries 35 have more than 500 vehicles per 1000 people

Sources: OWID based on the NationMaster, Gapminder, HYDE (2016) and United Nations Population Division (2019) | European Automobile Manufacturers association

MEAT CONSUMPTION

Australia and USA are the top 2 meat consuming nations in the world



Meat Consumption per Capita per year in 2017

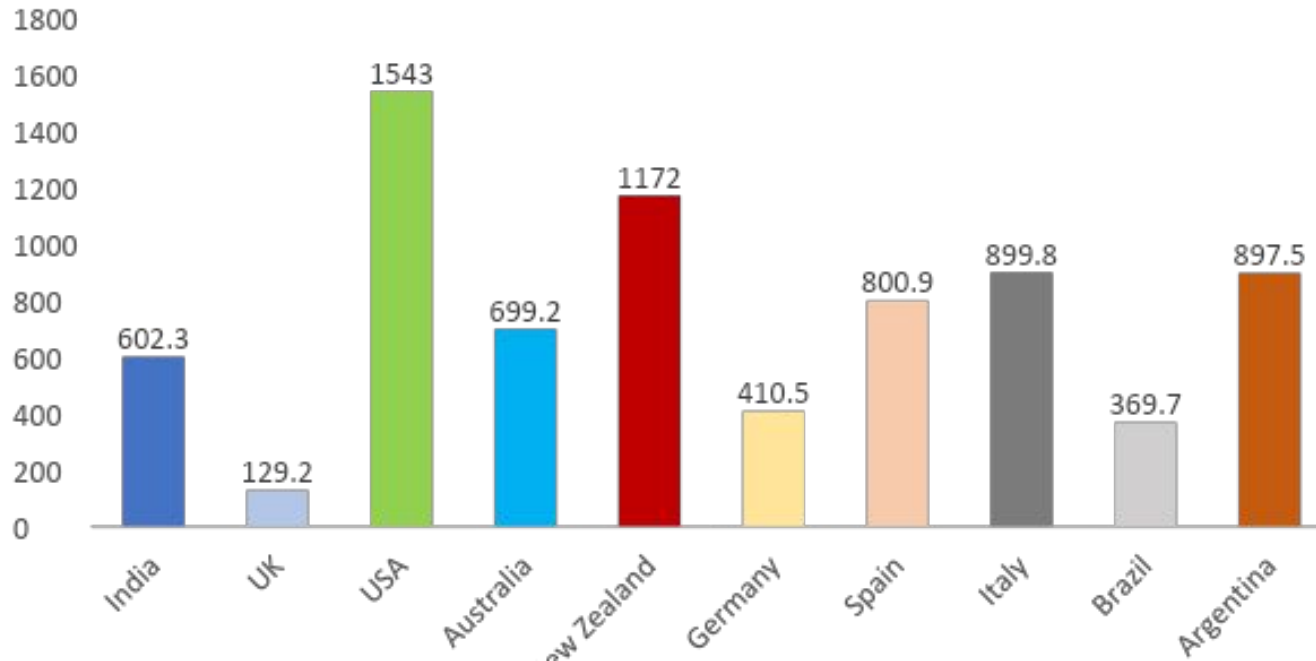
Sources: OWID based on Food and Agriculture Organization of the United Nations (FAO) (2017)

OBSERVATIONS

- Out of the 172 countries, India is the lowest meat consuming nation in the world, followed by Bangladesh (4.11 kgs per capita per year)
- Out of 172 countries, 38 have less than 20 kgs of meat consumed per capita per year
- Out of 172 countries, 18 have more than 90 kgs of meat consumed per capita per year
- For the 172 countries, Global meat consumption averages at ~ 50 kgs per capita per year

WATER WITHDRAWAL

India's water withdrawal is almost at about the global average of 611 m³ per capita



Water withdrawal (m³ per person per year) in 2010

Sources: OWID based on the United Nations Food and Agricultural Organization (UN FAO) AQUASTAT Database

OBSERVATIONS

- Out of 79 countries, 21 have less than 200 m³ of water withdrawn per capita
- Out of 79 countries, 10 have more than 1000 m³ of water withdrawn per capita
- USA is the 3rd highest in water withdrawal, while Maldives was the lowest at 17.11
- UK is among 15 least water withdrawing countries
- Total Water Withdrawal is defined as the 'Annual quantity of water withdrawn for agricultural, industrial and municipal purposes'

SUMMARY

SUSTAINABILITY DATA



CO₂ Emissions : India is the lowest among peers in CO₂ emissions per Capita



Motorization Rate : India has among the lowest motorization rates compared to peers



Meat Consumption : Australia & USA are the top 2 meat consuming nations



Water Withdrawal : India's water withdrawal is at about global avg. 611 m³ per capita

Results

CATEGORIES



CRIME DATA



SUSTAINABILITY DATA

HYPOTHESIS

India is the “crime-capital” of the world?

The Western world leads the way on sustainability

CONCLUSIONS

FALSE. Data proves India is much safer than portrayed in media.

FALSE. India is naturally “woke”. Far greener than the West (by a huge factor).

The next steps at Data Reveals....

START CONVERSATIONS

Build content around this data; to correct the narrative on international platforms

EXPAND PARAMETERS

Add new dimensions and viewpoints to our analyses

ADDING MORE ANALYSES

Explore adding corporate/business parameters (bankruptcy, tax-rates, etc.)